

# Biotinylated Human IL-2 R alpha/CD25 Protein

Cat. No. CD5-HM425B

## Description

<b>Source</b>	Recombinant Biotinylated Human IL-2 R alpha/CD25 Protein is expressed from HEK293 with His tag and Avi tag at the C-Terminus. It contains Glu22-Cys213.
<b>Accession</b>	P01589
<b>Molecular Weight</b>	The protein has a predicted MW of 24.6 kDa. Due to glycosylation, the protein migrates to 40-50 kDa based on Bis-Tris PAGE result.
<b>Endotoxin</b>	Less than 1EU per µg by the LAL method.
<b>Purity</b>	> 95% as determined by Bis-Tris PAGE > 95% as determined by HPLC

## Formulation and Storage

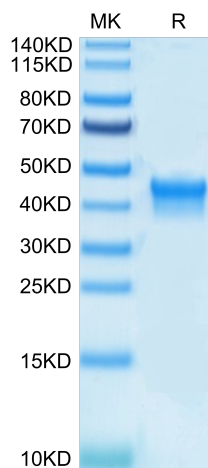
<b>Formulation</b>	Lyophilized from 0.22µm filtered solution in PBS (pH 7.4). Normally 8% trehalose is added as protectant before lyophilization.
<b>Reconstitution</b>	Centrifuge the tube before opening. Reconstituting to a concentration more than 100 µg/ml is recommended. Dissolve the lyophilized protein in distilled water.
<b>Storage</b>	-20 to -80°C for 12 months as supplied from date of receipt. -80°C for 3 months after reconstitution. Recommend to aliquot the protein into smaller quantities for optimal storage. Please minimize freeze-thaw cycles.

## Background

Human IL-2 receptor alpha (IL-2 R alpha), also known as Tac antigen and as CD25, was initially identified as a 55 kDa membrane glycoprotein that is capable of binding IL2.eceptor for interleukin-2. The receptor is involved in the regulation of immune tolerance by controlling regulatory T cells (TREGs) activity. TREGs suppress the activation and expansion of autoreactive T-cells.

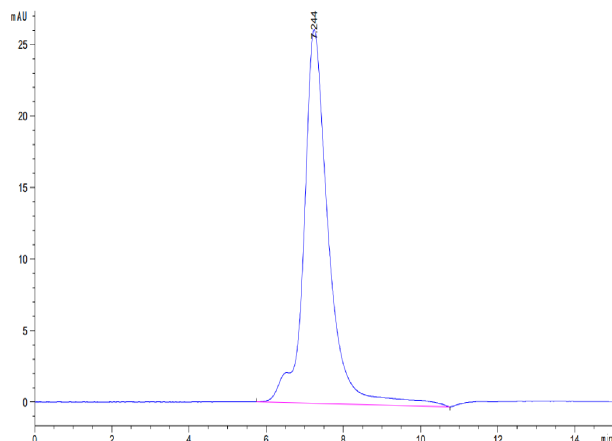
## Assay Data

### Bis-Tris PAGE



Biotinylated Human IL-2 R alpha on Bis-Tris PAGE under reduced condition. The purity is greater than 95%.

### SEC-HPLC



The purity of Biotinylated Human IL-2 R alpha is greater than 95% as determined by SEC-HPLC.

# Biotinylated Human IL-2 R alpha/CD25 Protein

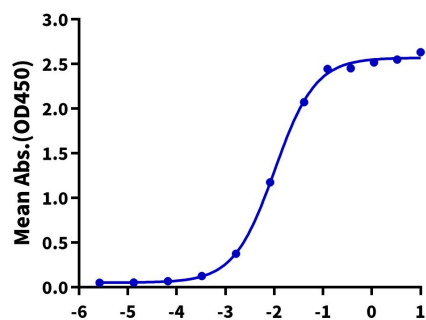
Cat. No. CD5-HM425B

## Assay Data

### ELISA Data

#### Biotinylated Human IL-2 R alpha, His Tag ELISA

0.02µg Anti-IL-2 R alpha Antibody, hFc Tag Per Well



Immobilized Anti-IL-2 R alpha Antibody, hFc Tag at 0.2µg/ml (100µl/well) on the plate. Dose response curve for Biotinylated Human IL-2 R alpha, His Tag with the EC50 of 10.2ng/ml determined by ELISA (QC Test).

Log Biotinylated Human IL-2 R alpha, His Tag Conc. (µg/ml)